

A Weekly Report of "Action Taken Report" under MHO-III, w.e.f.- 16.03.2023 to 22.03.2023											
S. No.	ZONE	City-SP Zone		Civil Line Zone		Shahdara North Zone		Shahdara South Zone		Total	
	Vector Borne Diseases	During this week	Cumulative Numbers	During this week	Cumulative Numbers	During this week	Cumulative Numbers	During this week	Cumulative Numbers	During this week	Cumulative Numbers
1	No. of Confirmed Malaria Cases	0	0	0	0	0	0	0	0	0	0
2	No. of Confirmed Dengue Cases	0	1	0	0	0	0	0	0	0	1
3	No. of Confirmed Chikungunya Cases	0	0	0	0	0	0	0	0	0	0
4	Incidence of Malaria										
5	No. of Blood Slides collected for Malaria Parasite (MP) Examine	0	0	9	25	41	445	8	43	58	513
6	No. of Positive Blood Slides for Malaria Parasite (MP)	0	0	0	0	0	0	0	0	0	0
(i)	No. of Confirmed PV Cases	0	0	0	0	0	0	0	0	0	0
(ii)	No. of Confirmed PF Cases	0	0	0	0	0	0	0	0	0	0
(iii)	No. of Confirmed Mixed Cases (PV+PF)	0	0	0	0	0	0	0	0	0	0
Total No. of Malaria Cases, Which Detected by Malaria Clinic		0	0	0	0	0	0	0	0	0	0
7	No. of Confirmed Malaria Cases, which Covered with Focal Spray	0	0	0	0	0	0	0	0	0	0
8	No. of Malaria Cases, to whom RT giving	0	0	0	0	0	0	0	0	0	0
B Action Taken Report against Vector Borne Diseases											
9	No. of Visits in Houses for Mosquito Breeding	34290	371694	51859	457704	80902	853464	61788	748775	228839	2431637
10	No. of Houses found +ve for mosquito	144	455	19	108	149	331	106	256	418	1150
i	No. of Aedes Mosquito Breeding found	144	452	19	95	149	329	106	255	418	1131
ii	No. of Anopheles Mosquito Breeding found	0	3	0	13	0	2	0	1	0	19
11	No. of Houses Sprayed by Focal Spray	156	1937	14	102	0	39	4	396	174	2474
12	No. of Houses Sprayed done by Fogging	35	106	0	65	9	9	0	117	44	297
13	No. of Houses Sprayed done by I. R.S. (ACM)	0	0	0	0	9	9	0	0	9	9
Total No. of Houses Sprayed (Focal+Fogging+I.R.S)		191	2043	14	167	18	57	4	513	227	2780
C Legal Action for Control of Vector Borne Diseases											
14	No. of Legal Notices issued	130	598	107	699	178	505	447	1865	862	3667
15	No. of Challan launched for Court	16	74	6	59	10	11	16	32	48	176
16	No. of Spot Challan launched for Administrative Charge	4	15	0	0	0	0	0	3	4	18
17	No. of G-8 Done for Administrative Charge	13	38	20	156	8	18	15	30	56	242
Total No. of Prosecution Launched		33	127	26	215	18	29	31	65	108	436
18	Amount Collected through Cash Challan in Rs.	20	320	0	0	0	0	0	1500	20	1820
19	Amount Collected through G-8 in Rs.	1900	18200	10500	79100	800	2200	15200	29300	28400	128800
Total Amount Collected in Rs.		1920	18520	10500	79100	800	2200	15200	30800	28420	130620
D Meetings & Awareness Programs for Control of Vector Borne Diseases											
20	No. of R.W.A. Meetings Done	11	306	39	335	16	232	23	151	89	1024
21	No. of School Meetings (prayer) with Principals & Teachers Done	8	76	28	212	16	244	13	124	65	656
22	No. of School Rallies with School Staff & Children Done	0	4	0	7	0	4	0	2	0	17
23	No. of Area Covered by Munadi through Auto Rickshaw	0	0	0	52	0	0	0	0	0	52
24	No. of Intersectoral Coordination Meetings Done	0	0	2	7	0	0	1	2	3	9
25	No. of Anti Dengue /Malaria Day Celebrated	0	0	0	3	0	0	0	366	0	369
26	No. of Nukkad Natak Done	0	0	0	0	0	0	0	0	0	0
E IEC Activities for Control of Vector Borne Diseases											
27	No. of Handbills distributed	0	3132	3100	11900	2690	17258	8770	18005	14560	50295
28	No. of Stickers Pasted	55	2799	0	0	658	3540	196	695	909	7034
29	No. of Calendars Used	0	0	0	0	0	0	0	0	0	0
30	No. of Poly Foam Charts Used	0	0	0	0	0	0	0	0	0	0
31	No. of Poster Used	0	0	0	0	0	0	0	0	0	0
32	No. of Cloth Banners Used	0	0	0	0	0	4	0	0	0	4
33	No. of Rexene Banners Used	0	0	0	0	0	3	0	0	0	3
34	No. of Dengue Homework Card Used	0	0	0	0	0	0	0	0	0	0

F	Biological Work	Functional in this week	Total	Functional in this week	Total	Functional in this week	Total	Functional in this week	Total	Functional in this week	Total
35	No. of Spots, where fishes are surviving for Mosquitoes Larvae	12	12	14	14	10	10	14	21	50	57
G	Nallahs & Beats	Covered in this week	Total	Covered in this week	Total	Covered in this week	Total	Covered in this week	Total	Covered in this week	Total
36	No. of A/L Beat Covered as per zonal DHO	341	358	503	569	424	475	411	864	1679	2266
37	No. of Nallahs & Ponds	5	6	51	280	0	46	0	32	56	364
38	Length of Nallahs & Ponds in meters.	3900	4100	13,850	136,554	0	33,600	0	59,150	17,750	233,404
H	Fever Servilance Report	During this week	Cumulative Numbers	During this week	Cumulative Numbers	During this week	Cumulative Numbers	During this week	Cumulative Numbers	During this week	Cumulative Numbers
39	No. of Fever Cases, which detected by Field Staff	0	5	0	0	0	0	0	1	0	6
40	No. of Houses Sprayed by Focal Spray on Fever cases	0	28	0	0	0	0	0	4	0	32
41	No. of Houses Sprayed by Fogging on Fever cases	0	0	0	0	0	0	0	0	0	0
Wear Mask --- Follow Physical Distancing --- Maintain Hand Hygiene											

Weekly report of Used & Balance of Insecticide/Larvicide for the Control of VBDs in CSPZ, CLZ, SNZ & SSZ, w.e.f. - 16.03.2023 to 22.03.2023

S. No.	Name of Insecticide/ Larvicide	Total		City-SP Zone		Civil Line Zone		Shahdara North Zone		Shahdara South Zone		Central Store, Kaithwara-III	
		Used by Zones in this week	Balance with Central Store	Used in this week	Balance up to this week	Used in this week	Balance up to this week	Used in this week	Balance up to this week	Used in this week	Balance up to this week	Issued in this week	Balance up to this week
1	Diflubenzuron 25% (WP) in Kgs.	107.220	1442.087	26.580	140.176	17.640	646.534	32.220	304.748	30.780	150.629	0.000	200.000
2	Temephos Granules 1% in Kgs.	78.355	11917.062	26.750	902.595	0.000	1475.150	3.455	4112.167	48.150	3427.150	0.000	2000.000
3	Alphacypermethrin in Kgs.	0.000	2059.610	0.000	94.860	0.000	500.000	0.000	633.000	0.000	631.750	0.000	200.000
4	Malathion in Litres.	0.200	42.240	0.200	41.640	0.000	0.600	0.000	0.000	0.000	0.000	0.000	0.000
5	Cyphenothrin EC-5% in Litres.	1.150	61.534	1.050	6.105	0.100	20.726	0.000	23.652	0.000	11.051	0.000	0.000
6	Temephos EC (Abate) in Litres.	0.590	320.250	0.590	69.775	0.000	54.515	0.000	68.440	0.000	77.520	0.000	50.000
7	MLO in Litres.	56.700	2871.910	32.000	371.960	0.700	61.300	7.000	159.650	17.000	389.000	0.000	1890.000
8	Kerosene Oil In Litres.	0.000	59.700	0.000	38.000	0.000	0.000	0.000	17.200	0.000	4.500	0.000	0.000
9	Diesel in Litres.	45.800	5708.111	43.800	184.700	2.000	1125.386	0.000	1710.867	0.000	2687.158	0.000	0.000
10	Petrol in Litres.	1.000	1651.645	1.000	291.000	0.000	253.790	0.000	552.475	0.000	554.380	0.000	0.000

0

1	Remark of City-SP Zone :	50 liter diesel received from local market
2	Remark of Civil Line Zone :	
3	Remark of Shahdara North Zone :	
4	Remark of Shahdara South Zone :	
5	Remark of Central Store Kaithwara-III :	

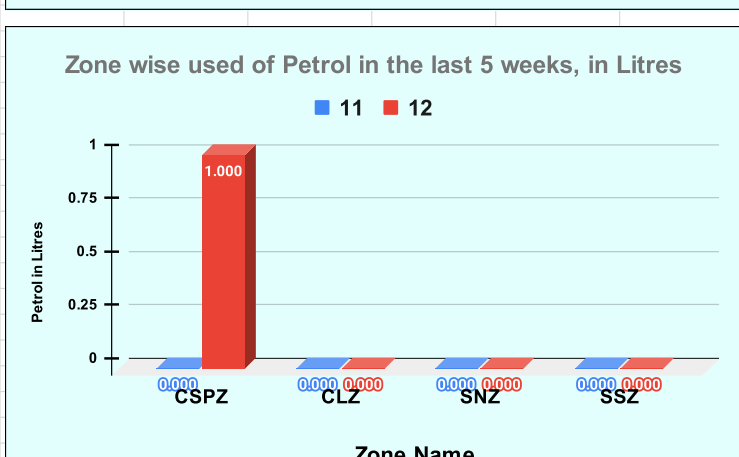
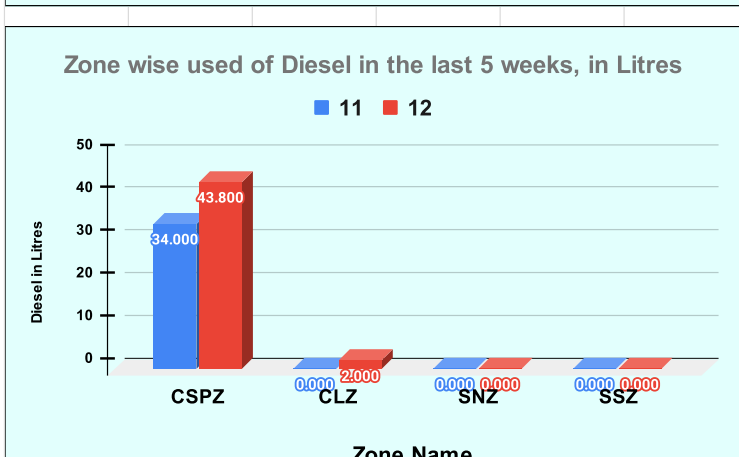
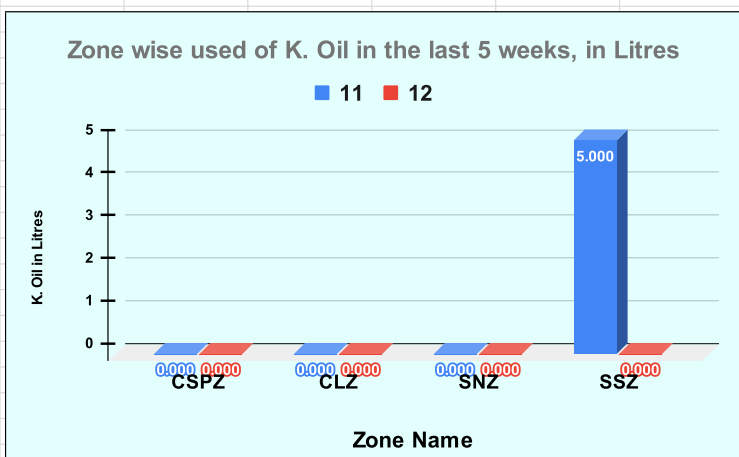
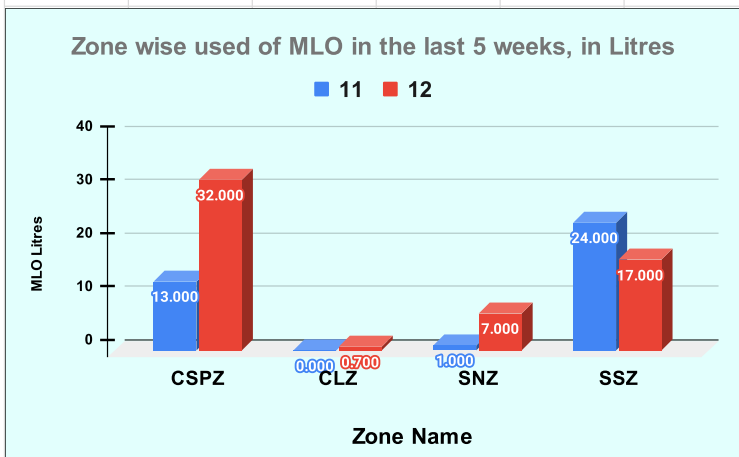
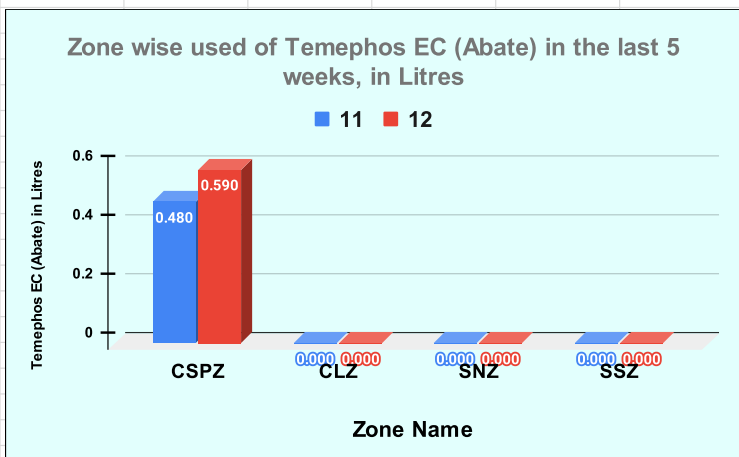
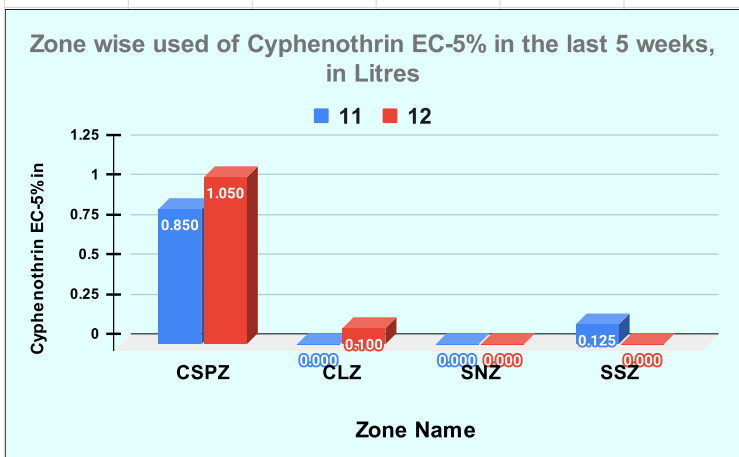
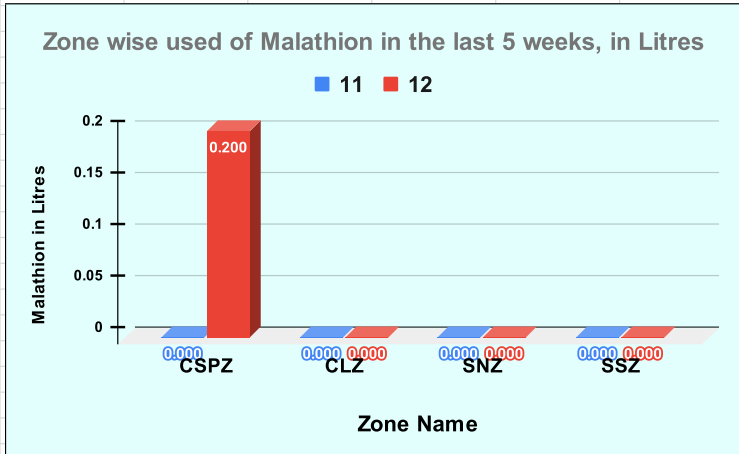

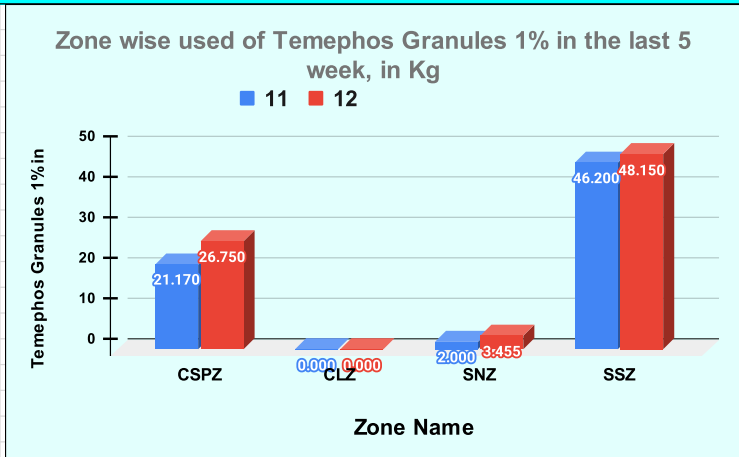
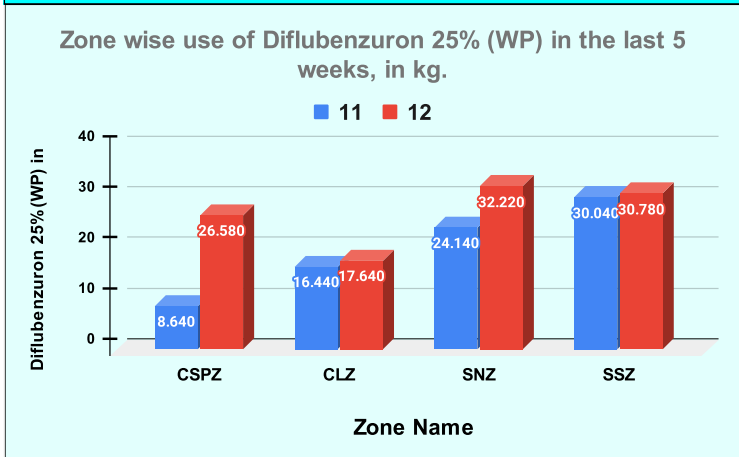
Receiving, Using & Balancing Report of Insecticide/ Larvicide up to 22.03.2023

S. No.	Name of Insecticide/ Larvicide	City-SP Zone					Civil Line Zone					Balance Check Sheet with Zones				
		Balance on 01.01.2023	Received from 01.01.2023	Total	Used From 01.01.2023	Balance up to this week	Balance on 01.01.2023	Received from 01.01.2023	Total	Used from 01.01.2023	Balance up to this week	City-SP Zone	Civil Line Zone	Shahdara North Zone	Shahdara South Zone	Central Store-III Kaithwara
1	Diflubenzuron 25% (WP) in Kgs.	55.076	200.000	255.076	114.900	140.176	821.744	0.000	821.744	175.210	646.534	0.000	0.000	0.000	0.000	0.000
2	Temephos Granules 1% in Kgs.	520.315	500.000	1020.315	117.720	902.595	1475.150	0.000	1475.150	0.000	1475.150	0.000	0.000	0.000	0.000	0.000
3	Alphacypermethrin in Kgs.	94.860	0.000	94.860	0.000	94.860	0.000	500.000	500.000	0.000	500.000	0.000	0.000	0.000	0.000	0.000
4	Malathion in Litres.	42.240	0.000	42.240	0.600	41.640	0.800	0.000	0.800	0.200	0.600	0.000	0.000	0.000	0.000	0.000
5	Cyphenothrin EC-5% in Litres.	15.430	0.000	15.430	9.325	6.105	21.076	0.000	21.076	0.350	20.726	0.000	0.000	0.000	0.000	0.000
6	Temephos EC (Abate) in Litres.	72.715	0.000	72.715	2.940	69.775	55.655	0.000	55.655	1.140	54.515	0.000	0.000	0.000	0.000	0.000
7	MLO in Litres.	436.960	0.000	436.960	65.000	371.960	62.000	0.000	62.000	0.700	61.300	0.000	0.000	0.000	0.000	0.000
8	Kerosene Oil In Litres.	38.000	0.000	38.000	0.000	38.000	0.000	0.000	0.000	0.000	0.000	0.000	0.000	0.000	0.000	0.000
9	Diesel in Litres.	332.000	265.000	597.000	412.300	184.700	1141.186	0.000	1141.186	15.800	1125.386	0.000	0.000	0.000	0.000	0.000
10	Petrol in Litres.	295.000	0.000	295.000	4.000	291.000	254.790	0.000	254.790	1.000	253.790	0.000	0.000	0.000	0.000	0.000

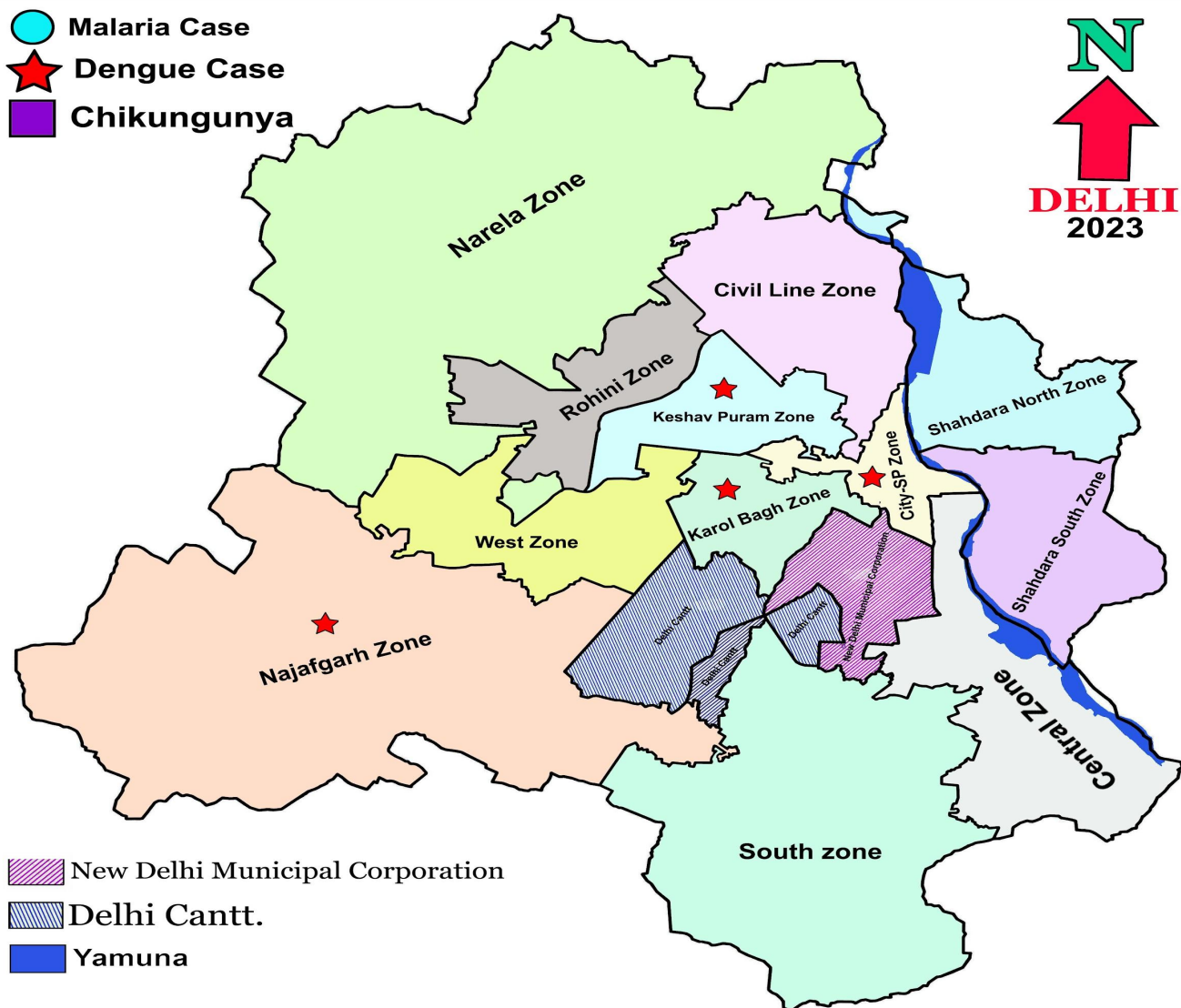


S. No.	Name of Insecticide/ Larvicide	Shahdara North Zone					Shahdara South Zone					Central Store Kaithwara-III				
		Balance on 01.01.2023	Received from 01.01.2023	Total	Used from 01.01.2023	Balance up to this week	Balance on 01.01.2023	Received from 01.01.2023	Total	Used from 01.01.2023	Balance up to this week	Balance on 01.01.2023	Received from 01.01.2023	Total	Issued from 01.01.2023	Balance up to this week
1	Diflubenzuron 25% (WP) in Kgs.	209.318	355.640	564.958	260.210	304.748	214.440	250.000	464.440	313.811	150.629	1000.000	0.000	1000.000	800.000	200.000
2	Temephos Granules 1% in Kgs.	2488.757	1633.000	4121.757	9.590	4112.167	2662.400	1000.000	3662.400	235.250	3427.150	5000.000	0.000	5000.000	3000.000	2000.000
3	Alphacypermethrin in Kgs.	228.000	405.000	633.000	0.000	633.000	231.750	400.000	631.750	0.000	631.750	0.000	1500.000	1500.000	1300.000	200.000
4	Malathion in Litres.	0.000	0.000	0.000	0.000	0.000	0.000	0.000	0.000	0.000	0.000	0.000	0.000	0.000	0.000	0.000
5	Cyphenothrin EC-5% in Litres.	23.745	0.043	23.788	0.136	23.652	13.607	0.000	13.607	2.556	11.051		0.000	0.000	0.000	0.000
6	Temephos EC (Abate) in Litres.	17.075	51.365	68.440	0.000	68.440	46.620	50.000	96.620	19.100	77.520	150.000	0.000	150.000	100.000	50.000
7	MLO in Litres.	172.650	0.000	172.650	13.000	159.650	466.000	0.000	466.000	77.000	389.000	1890.000	0.000	1890.000	0.000	1890.000
8	Kerosene Oil In Litres.	22.200	0.000	22.200	5.000	17.200	14.500	0.000	14.500	10.000	4.500	0.000	0.000	0.000	0.000	0.000
9	Diesel in Litres.	1698.867	12.000	1710.867	0.000	1710.867	2691.158	0.000	2691.158	4.000	2687.158	0.000	0.000	0.000	0.000	0.000
10	Petrol in Litres.	549.475	3.000	552.475	0.000	552.475	560.380	0.000	560.380	6.000	554.380	0.000	0.000	0.000	0.000	0.000

Week wise Consumption Bar Graphs of Insecticide/Larvicide in CSPZ, CLZ, SNZ & SSZ up to week no.11 to week no.16.



Zone wise Distribution of VBD Cases in MCD, up to 22.03.2023



S. No.	Name of Zones	No. of Malaria Cases	No. of Dengue Cases	No. of Chikungunya Cases	Total
1	Central Zone	0	0	0	0
2	City-SP Zone	0	1	0	1
3	Civil Lines Zone	0	0	0	0
4	Karol Bagh Zone	0	1	0	1
5	Keshav Puram Zone	0	1	0	1
6	Najafgarh Zone	0	1	0	1
7	Narela Zone	0	0	0	0
8	Rohini Zone	0	0	0	0
9	Shahdara (North) Zone	0	0	0	0
10	Shahdara (South) Zone	0	0	0	0
11	South Zone	0	0	0	0
12	West Zone	0	0	0	0
Total		0	4	0	4

Status Report of Equipment in working Condition in CLZ, CSPZ, SNZ & SSZ, w.e.f. 16.03.2023 to 22.03.2023

S. No.	Name of Equipment	City-SP Zone	Civil Line Zone	Shahdara North Zone	Shahdara South Zone	Central Store, Kaithwara-III	Total
1	No. of Knapsacks Pumps (Pithu Pumps)	51	106	96	96	0	349
2	No. of Hymatic Battery Pumps (Pithu Pumps)	27	27	41	37	0	132
3	No. of Pneumatic Hand Compression Pumps (Plastic) 5Ltr or above	0	0	9	9	0	18
4	No. of Pneumatic Hand Compression Pumps (Plastic)	0	0	0	0	0	0
5	No. of Pneumatic Hand Compression Pumps (Metal)	31	33	83	83	0	230
6	No. of Hand Operative Fogging Machines (HOFMs)	45	44	61	61	0	211
7	No. of Stirrup Pumps	0	1	24	25	0	50
8	No. of Mini Power Sprayer Tankers (MPST) (3000 Litres Capacity)	1	1	0	0	0	2
9	No. of Power Sprayer Tankers (PST) (8000 Litres Capacity)	0	1	1	1	0	3
10	No. of Vehicle Operative Fogging Machine (VOFMs) Tiffa	1	1	2	2	0	6
11	No. of Mega Phone	13	12	26	27	0	78

Fied Staff Position of MHO-III, PHD (Malaria Division), MCD up-to 15th Mar 2023.

S. No.	Name of The Post	MHO-III				
		No. of Sanction Post	No. of Filled Post			No. of Vacant Post
			Regular	Contract	Total	
1	Entomologist	4	2	1	3	1
2	Anti Malaria Officer (AMO)	4	0	0	0	4
3	Malaria Inspector (MI)	92	14	0	14	78
4	Assistant Malaria Inspector (AMI)	258	41	29	70	188
5	MTS-PH (Cremation Attendant Funeral Van Att. Wood Cutter Malaria Beldar Food Hygiene Beldar, Sanitary Guide, Mate & Orderly, Stretcher Bearer, Ciass & Malaria Jamadars are clubbed together as Multi Task Staff - Public Health as per Schedule of Posts - 2022-2023)	814	202	197	399	415
6	Domestic Breeding Checker (DBC)	1167	0	1059	1059	108
Total		2339	259	1286	1545	794

Wear Mask --- Follow Physical Distancing --- Maintain Hand Hygiene


 MI/HQ-II

Municipal Health Officer-III