



28°32'38.50"N 77°13'29.86"E

NOTE:

- RESIDENTIAL
- COMMERCIAL
- MIXED (COMM. + RESI.)
- PUBLIC SEMI-PUBLIC
- GREEN AREA
- VACANT PLOTS
- VILLAGE

- LEGEND**
- TREE
 - BUILDING
 - COLONY GATE KEPT OPEN
 - COLONY GATE KEPT CLOSED
 - SPEED BREAKER
 - NO PARKING
 - LAUNDRER
 - GREEN AREA

PARKING AREA MANAGEMENT PLAN
SOAMI NAGAR
LANDUSE

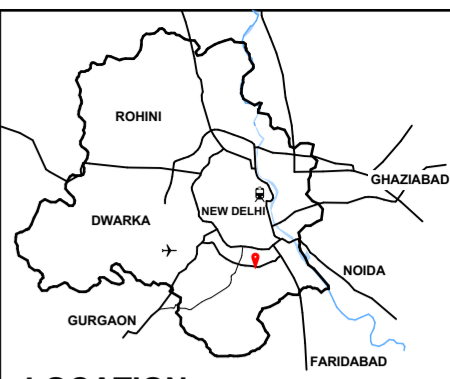
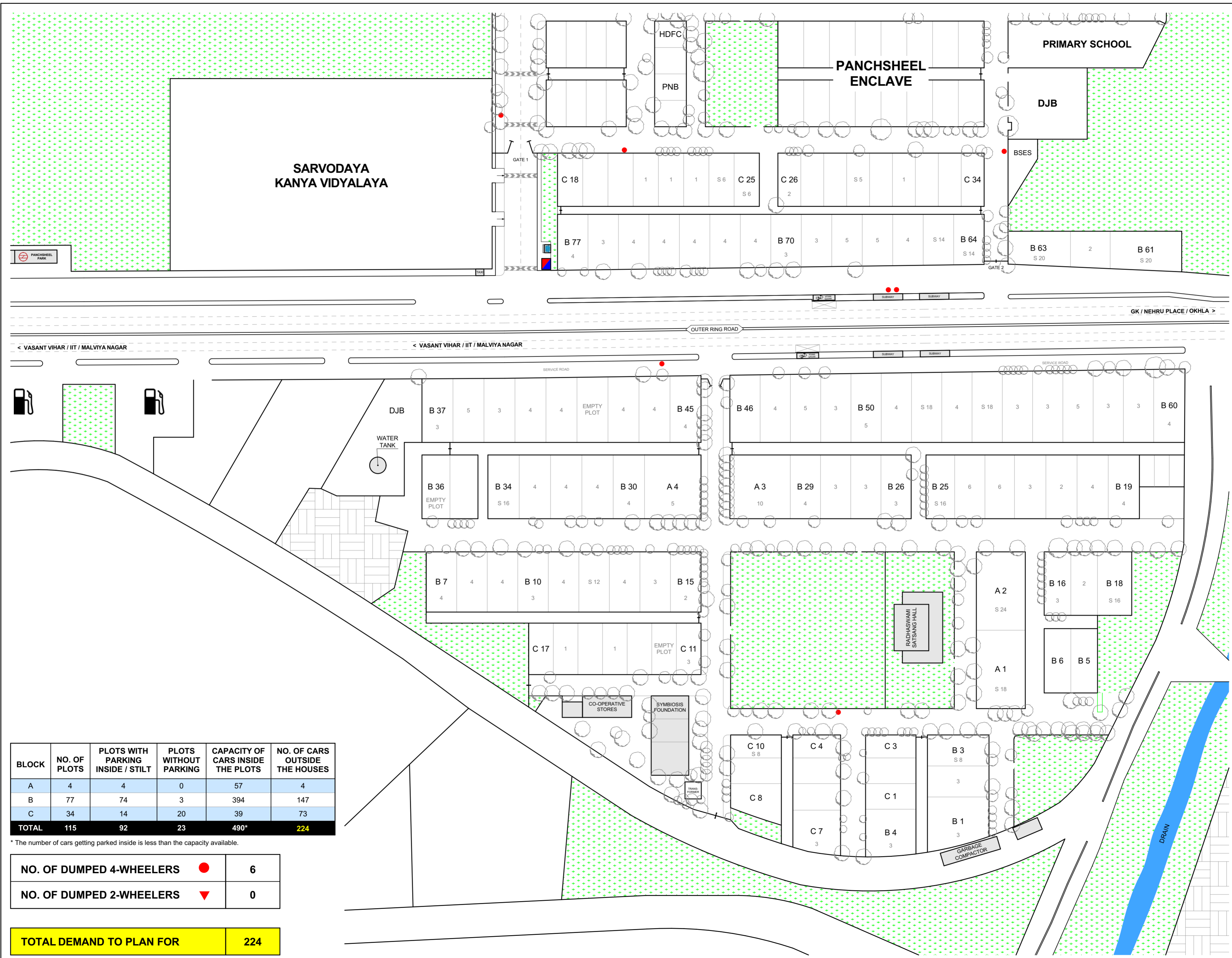
ALL DIMENSIONS IN: SHEET **1**/**3**
N.A.

30 METERS
SCALE: 1 : 1100 (SHEET A2)

SOUTH ZONE:

SUPERINTENDING ENGINEER	EXECUTIVE ENGINEER
ASSISTANT ENGINEER	JUNIOR ENGINEER
R.P. CELL:	
TRANSPORT CONSULTANT	A.C. RP CELL
A.O. RP CELL	AREA INSPECTOR
	JR. ENGINEER
DATE: 26th May 2021	

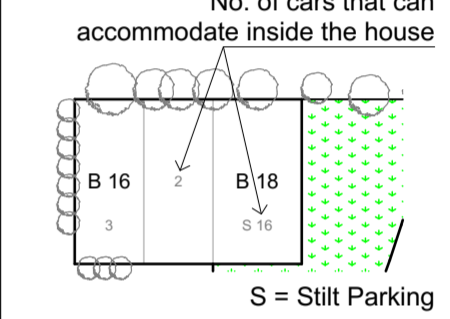




LOCATION MAP (NTS)
Soami Nagar

28°32'38.50"N 77°13'29.86"E

NOTE:
PARKING DEMAND CALCULATION SURVEY DONE BETWEEN 06:00 AND 07:30.
SOME OF THE RESIDENTS MIGHT HAVE BEEN OUT OF STATION IN THEIR PRIVATE VEHICLES AT THE TIME OF THE SURVEY.
ALSO THERE COULD BE SOME GUESTS / VISITORS IN THE AREA TOO.



- LEGEND**
- TREE
 - NO PARKING
 - LAUNDER
 - GREEN AREA
 - BUILDING
 - COLONY GATE KEPT OPEN
 - COLONY GATE KEPT CLOSED

**PARKING AREA MANAGEMENT PLAN
SOAMI NAGAR
PARKING DEMAND**

ALL DIMENSIONS IN: SHEET 2/3
N.A.
SCALE: 1 : 1100 (SHEET A2)

SOUTH ZONE:

SUPERINTENDING ENGINEER EXECUTIVE ENGINEER

ASSISTANT ENGINEER JUNIOR ENGINEER

R.P. CELL:

TRANSPORT CONSULTANT A.C. RP CELL

A.O. RP CELL AREA INSPECTOR JR. ENGINEER

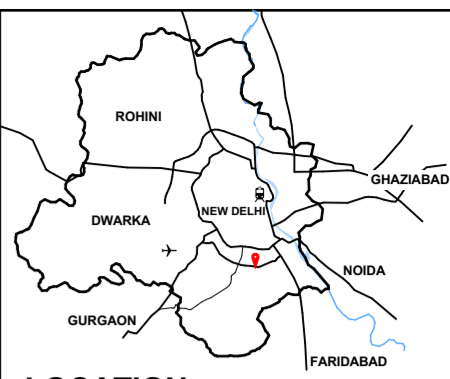
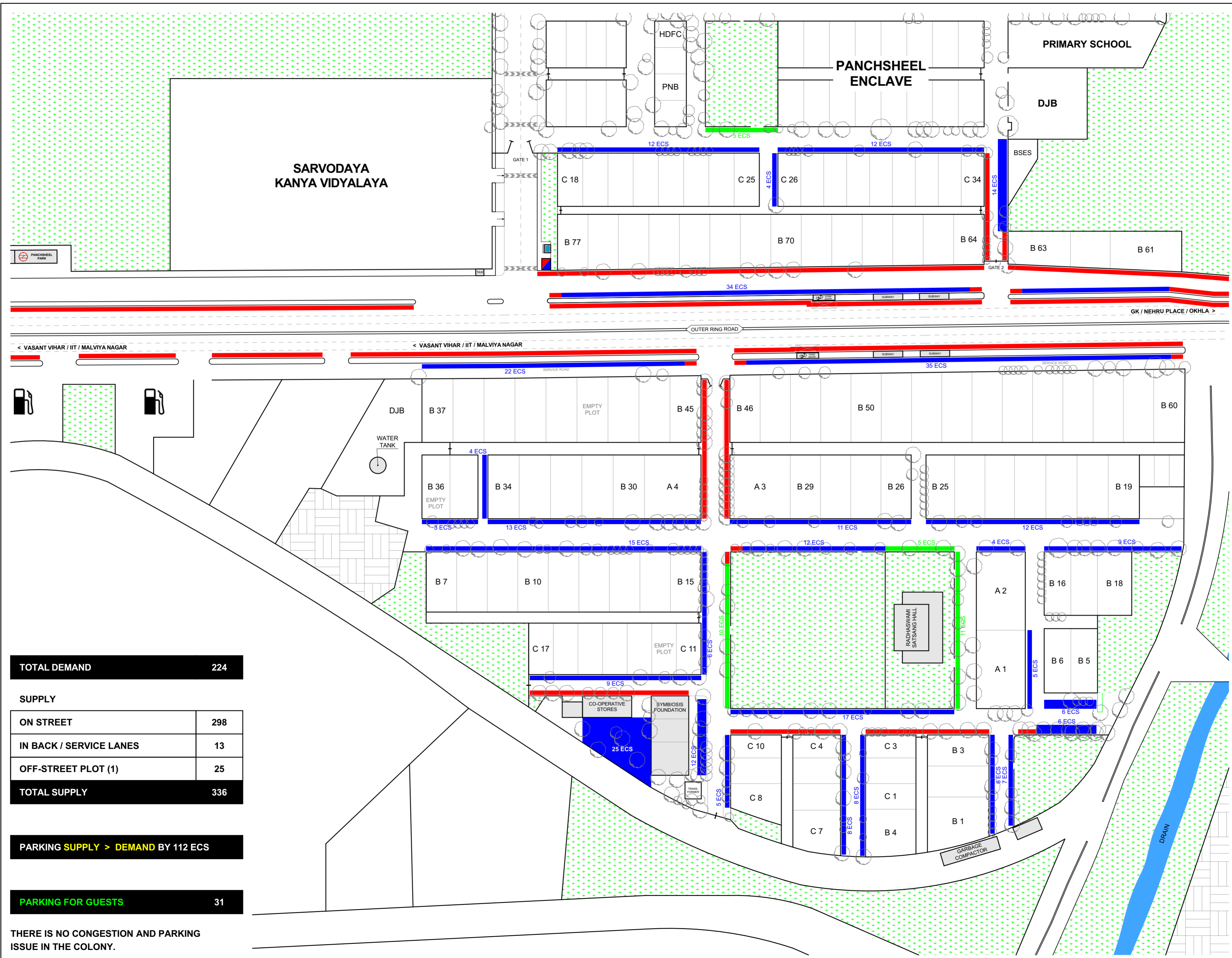
DATE: 26th May 2021

BLOCK	NO. OF PLOTS	PLOTS WITH PARKING INSIDE / STILT	PLOTS WITHOUT PARKING	CAPACITY OF CARS INSIDE THE PLOTS	NO. OF CARS OUTSIDE THE HOUSES
A	4	4	0	57	4
B	77	74	3	394	147
C	34	14	20	39	73
TOTAL	115	92	23	490*	224

* The number of cars getting parked inside is less than the capacity available.

NO. OF DUMPED 4-WHEELERS	●	6
NO. OF DUMPED 2-WHEELERS	▼	0

TOTAL DEMAND TO PLAN FOR	224
---------------------------------	------------



LOCATION MAP (NTS)
Soami Nagar

28°32'38.50"N 77°13'29.86"E

NOTE:
 NO PARKING IN FRONT OF THE MAIN ENTRY / EXIT GATES OF THE PLOTS OR PREMISES.
 NO PARKING ON THE ISLANDS AND FOOTPATHS.
 RWA WILL ISSUE STICKERS TO THE RESIDENTS OF SOAMI NAGAR

- ▬ PARALLEL PARKING
- ▬ PERPENDICULAR PARKING
- ▬ NO PARKING ZONE
- ▬ HALT & GO / PICK & DROP

- LEGEND**
- TREE
 - GREEN AREA
 - BUILDING
 - NO PARKING
 - LAUNDRY
 - COLONY GATE KEPT OPEN
 - COLONY GATE KEPT CLOSED

**PARKING AREA
MANAGEMENT PLAN
SOAMI NAGAR
PARKING
SUPPLY**

ALL DIMENSIONS IN: SHEET **3/3**
 N.A.
 30 METERS
 SCALE: 1: 1100 (SHEET A2)

SOUTH ZONE:

SUPERINTENDING ENGINEER	EXECUTIVE ENGINEER
ASSISTANT ENGINEER	JUNIOR ENGINEER
R.P. CELL:	
TRANSPORT CONSULTANT	A.C. RP CELL
A.O. RP CELL	AREA INSPECTOR
	JR. ENGINEER
DATE: 26th May 2021	



TOTAL DEMAND 224

SUPPLY

ON STREET	298
IN BACK / SERVICE LANES	13
OFF-STREET PLOT (1)	25
TOTAL SUPPLY	336

PARKING SUPPLY > DEMAND BY 112 ECS

PARKING FOR GUESTS 31

THERE IS NO CONGESTION AND PARKING ISSUE IN THE COLONY.